


The Blue Elephant Series

Sample Front Cover



(actual size 195mm x 175mm)

Pair and Share Page

A page to be enjoyed together



Uncle Aidan went to visit his friend David.
David worked in a rescue home for cats and dogs.
Milly and Don went with Uncle Aidan.
They wanted to see all the cats and dogs!

Every book starts with a 'Pair and Share' page, a page to be read to your child. The page sets the scene of the story to follow. Demonstrate how to keep your place in the text by moving your finger under the words.

And lastly, have fun finding the little hidden elephant in the illustration!

Sample Page Spread

Hidden Elephant



The children went to see the dogs.

There were lots of dogs.

Don wanted the big black dog.

He wanted a friend for Sam.

dogs black friend

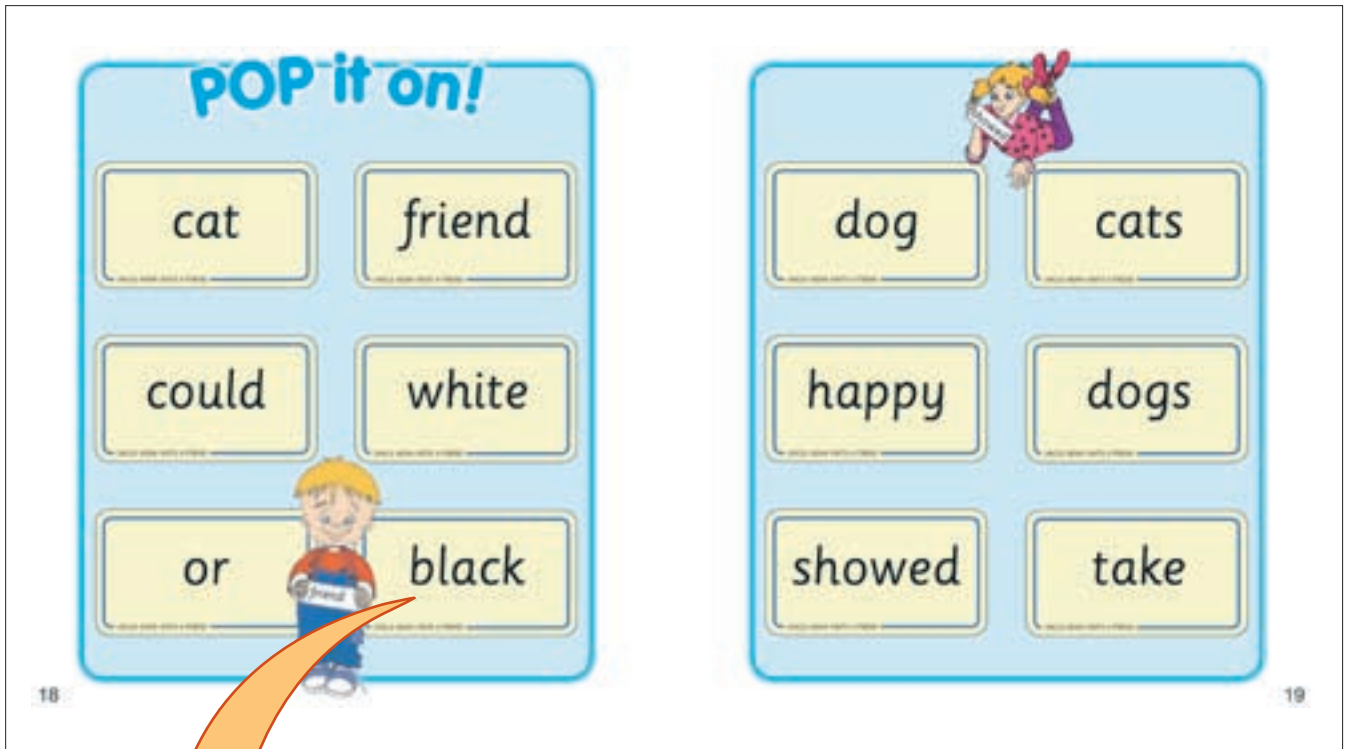
9

Matching Words

(actual page size
195mm x 175mm)

Your child can attempt to read the text or match the **POPS Word Cards** to the words in the text or to the 'Matching Words' highlighted at the bottom of the page. Give lots of praise when your child is successful in finding the little blue elephant hidden in each illustration.

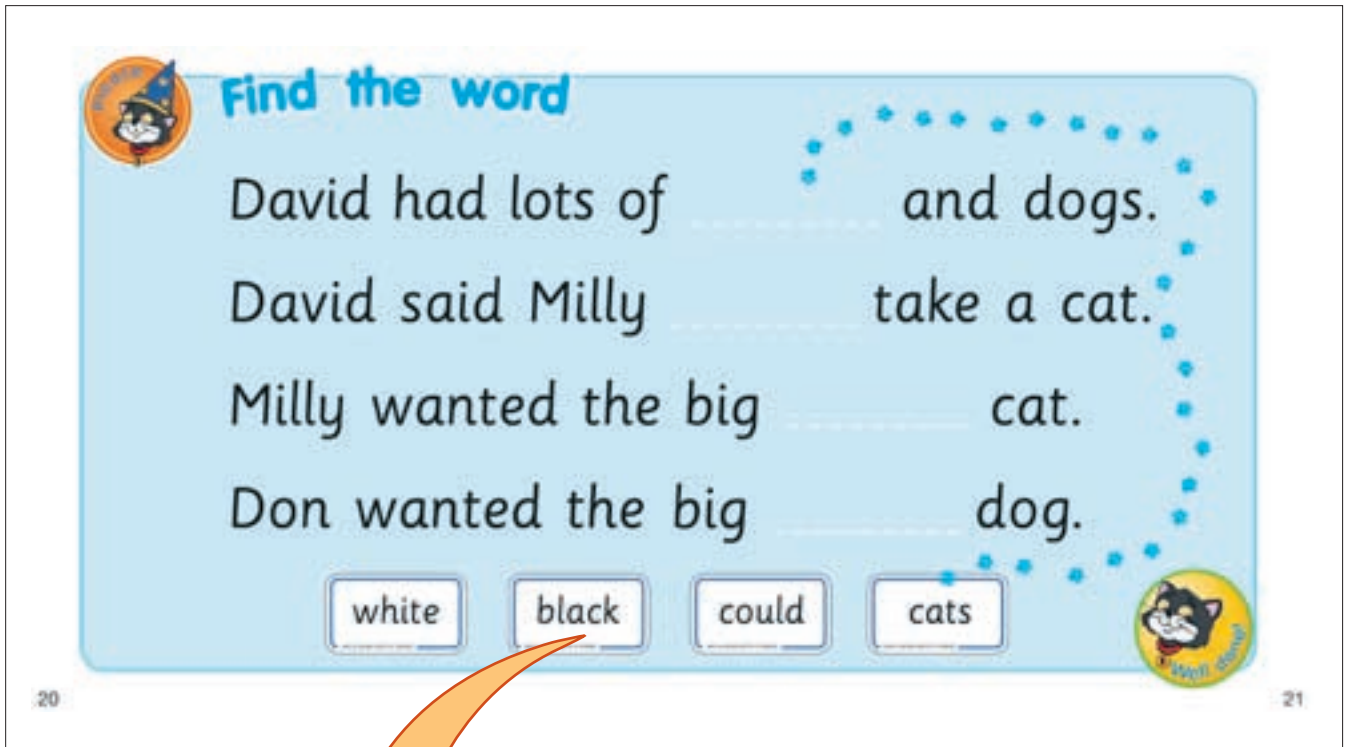
Lotto Game



(actual page size
195mm x 175mm)

The lotto game contains functional and common words related to the topics covered in the book. One for commonly used words (e.g. 'is', 'to') and one for the topic covered in the book (e.g. 'The Body', 'Toys'). Use [POPS Word Cards](#) to match to the words in the lotto. Start with one or two and increase the matching challenges as your child progresses.

Sentence Building Game







The image shows a two-page spread of a sentence building game. Page 20 (left) has a blue header with a cat icon and the text "Find the word". Below this are four sentences with gaps: "David had lots of _____", "David said Milly _____", "Milly wanted the big _____", and "Don wanted the big _____". Page 21 (right) continues the sentences: "_____ and dogs.", "_____ take a cat.", "_____ cat.", and "_____ dog.". At the bottom of page 21 are four word cards: "white", "black", "could", and "cats". A dotted line of blue dots connects the end of the sentences on page 21 to the word cards. The page numbers "20" and "21" are in the bottom corners.





(actual page size
195mm x 175mm)

The sentence building game allows your child to complete simple sentences using the [POPS Word Cards](#). First, read together the words at the bottom of the game, then choose the word card to complete each sentence.

Matching Game

Match the Picture

22
(Answers: happy, car, white, black; cat, dog, cats, dogs)
23

Place matching
Word Card

Answers

(actual page size
195mm x 175mm)

Use the **POPS Word Cards** to match the correct word to the picture. This allows you to teach your child the meaning of the words in the story and to assess their comprehension of the text.

Developing Language Skills

Use the following techniques to help develop your child's language.

Encouraging Prediction and Developing Reasoning Ability

Use the illustrations to engage your child in the possibilities of the story line. Encourage anticipation of what may happen, e.g.:

"Milly and Don are taking the new cat and dog home."; "How do you think Bella and Sam will feel?"; "Do you think they will want to be friends with the new cat and dog?"; "What do you think will happen when Mum sees the new animals?"

Encouraging Word Associations

Extend your child's vocabulary by helping develop associations with a word in the story, e.g.:

"If we go to a Rescue Centre, will we see lots of animals?"; "What kind of animals live in Rescue Centres? – Dogs, cats, donkeys."

Encouraging Naming within a Category

Encourage your child to give examples within a category already present. Talk about the different animals Milly and Don could have taken home, e.g.:

"Milly took a cat home with her, Don took a dog."; "What animal would you like to take home?"; "What would your Mum say if you brought a pet home?"

Encouraging Sequencing and Recall

When you have finished reading the story, encourage your child to retell it to you in their own words. Prompt recall of the story in sequence with questions, e.g.:

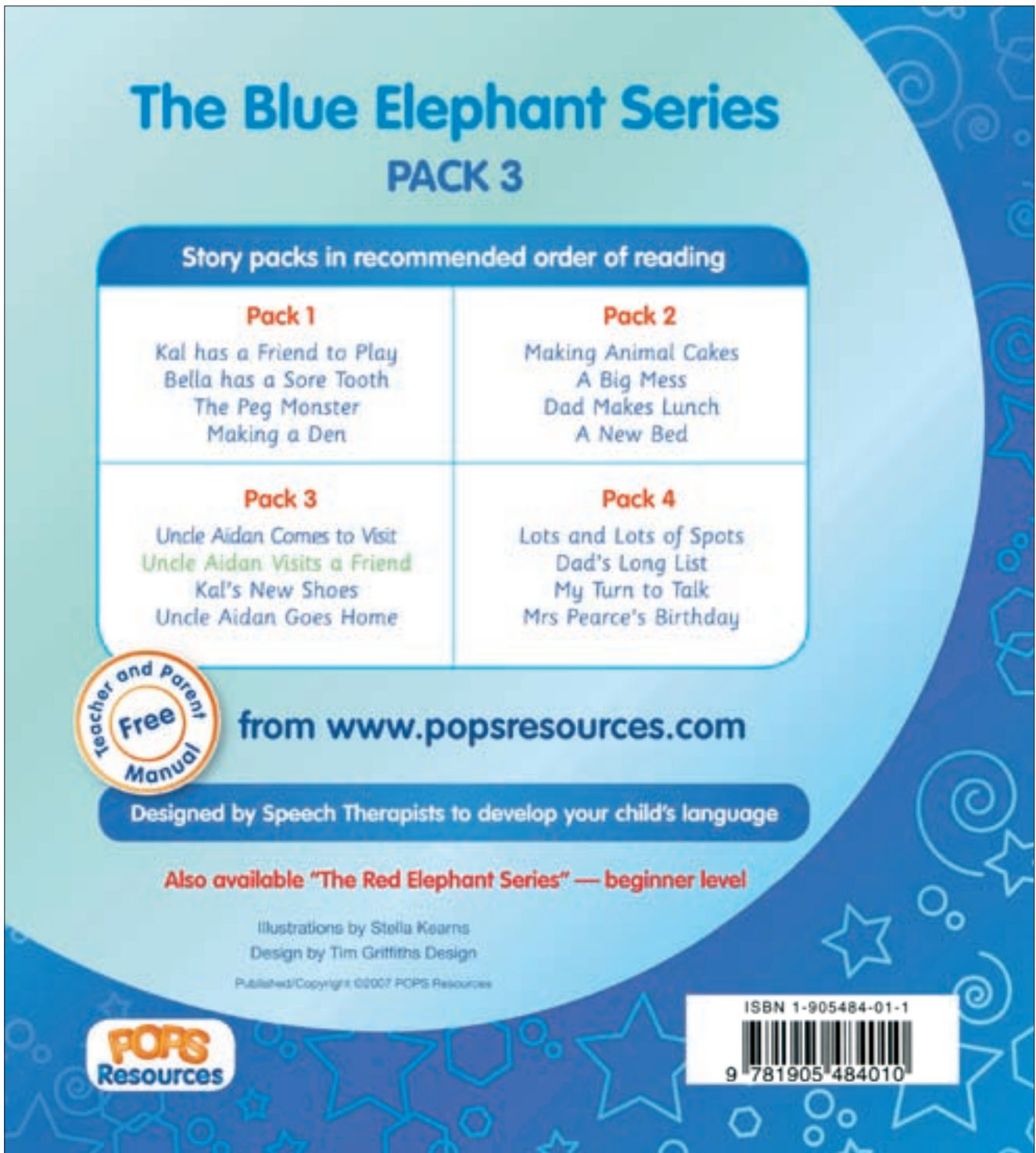
"Where did Uncle Aidan take Milly and Don?"; "What did the children want to take home with them?"; "How did Mum feel when the children came home with a cat and a dog?"; "How did Sam and Bella feel?"; "What happened at the end of the story?"

(actual size 195mm x 175mm)

The script shows you how a Speech Therapist would use this book to develop your child's language. More strategies for **'teaching reading to teach talking'** can be found in the [Parent and Teacher Manual](#).

The Blue Elephant Series

Sample Back Cover



(actual size 195mm x 175mm)

The **Blue Elephant Series** is the second series in the **POPS Reading Scheme**. It comprises 16 books supplied in shrink wrapped packs as shown above. The story packs are in the recommended order of reading