


The Blue Elephant Series

Sample Front Cover

Uncle Aidan Visits a Friend



(actual size 195mm x 175mm)

Pair and Share Page

A page to be enjoyed together



Uncle Aidan went to visit his friend David.
David worked in a rescue home for cats
and dogs.
Milly and Don went with Uncle Aidan.
They wanted to see all the cats and dogs!

1

(actual size 195mm x 175mm)

Every book starts with a 'Pair and Share' page, a page to be read to your child. The page sets the scene of the story to follow. Demonstrate how to keep your place in the text by moving your finger under the words.

And lastly, have fun finding the little hidden elephant in the illustration!

Sample Page Spread

Hidden Elephant



The children went to see the dogs.
There were lots of dogs.
Don wanted the big black dog.
He wanted a friend for Sam.

dogs black friend

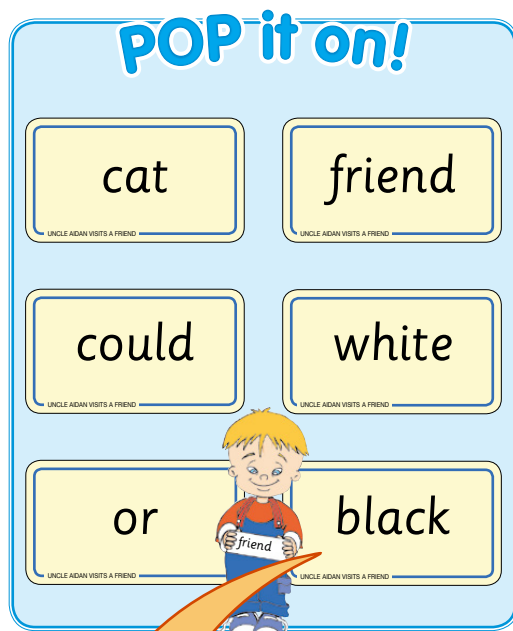
7

Matching Words

(actual page size
195mm x 175mm)

Your child can attempt to read the text or match the [POPS Word Cards](#) to the words in the text or to the 'Matching Words' highlighted at the bottom of the page. Give lots of praise when your child is successful in finding the little blue elephant hidden in each illustration.

Sentence Building Game



16



17

(actual page size
195mm x 175mm)

The lotto game contains functional and common words related to the topics covered in the book. One for commonly used words (e.g. 'is', 'to') and one for the topic covered in the book (e.g. 'The Body', 'Toys'). Use **POPS Word Cards** to match to the words in the lotto. Start with one or two and increase the matching challenges as your child progresses

Sentence Building Game



Find the word

David had lots of _____ and dogs.

David said Milly _____ take a cat.

Milly wanted the big _____ cat.

Don wanted the big _____ dog.

white

black

could

cats



18





19





(actual page size
195mm x 175mm)

The sentence building game allows your child to complete simple sentences using the **POPS Word Cards**. First, read together the words at the bottom of the game, then choose the word card to complete each sentence.

Lotto Game

Match the Picture

20
(Answers: happy, car, white, black; cat, dog, cats, dogs)
21

Place matching
Word Card

Answers

(actual page size
195mm x 175mm)

Use the **POPS Word Cards** to match the correct word to the picture. This allows you to teach your child the meaning of the words in the story and to assess their comprehension of the text.

The Blue Elephant Series

Sample Back Cover

The Blue Elephant Series

PACK 3

Story packs in recommended order of reading

Pack 1

Kal has a Friend to Play
Bella has a Sore Tooth
The Peg Monster
Making a Den

Pack 2

Making Animal Cakes
A Big Mess
Dad Makes Lunch
A New Bed

Pack 3

Uncle Aidan Comes to Visit
Uncle Aidan Visits a Friend
Kal's New Shoes
Uncle Aidan Goes Home

Pack 4

Lots and Lots of Spots
Dad's Long List
My Turn to Talk
Mrs Pearce's Birthday



from www.popsresources.com

Animals

Colours

Also available "The Red Elephant Series" — beginner level

Illustrations by Stella Kearns • Design by Tim Griffiths Design

First published 2007 POPS Resources

Revised edition 2016 POPS Resources

This book is copyright and reproduction of the whole or part without the publisher's written permission is prohibited

POPS
Resources

ISBN 1-905484-01-1



9 781905 484010

(actual size 195mm x 175mm)

The **Blue Elephant Series** is the second series in the **POPS Reading Scheme**. It comprises 16 books supplied in shrink wrapped packs as shown above. The story packs are in the recommended order of reading